



Complete Train Control
Run Your Trains, Not Your Track!

LNRP XTRA

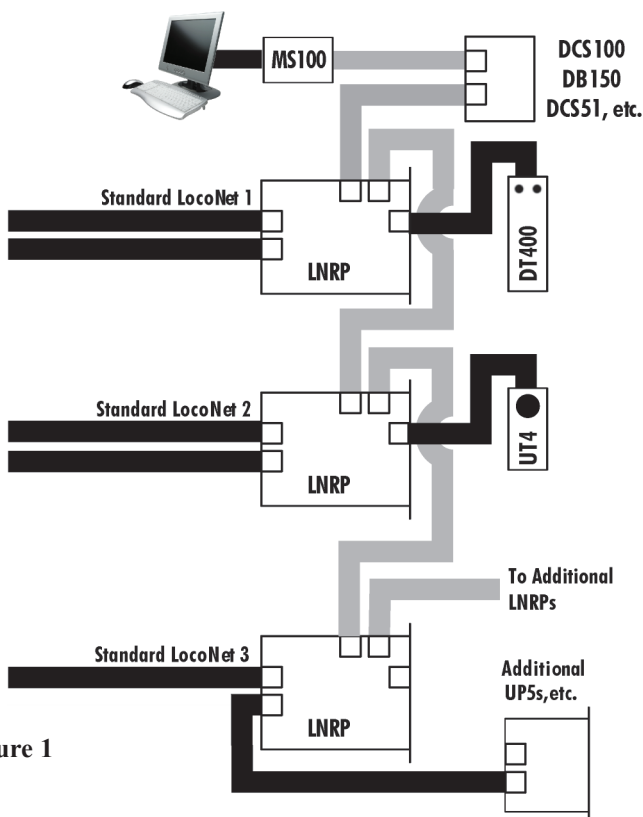
Fits all LocoNet systems

LocoNet Repeater Module

Isolates and Protects LocoNet Layouts
Includes PS14 Power Supply

Features:

- Isolates segments of your LocoNet layout
- Protects segments of your LocoNet layout
- Extends large LocoNet installations of more than 20 devices
- Acts as a Diagnostic tool if LocoNet network problems occur
- Includes PS14 Power Supply
- FCC Part 15, Class B RFI compliant



Wiring Diagram Example showing separation of protected () and standard () LocoNets



Parts List:

1 LNRP Xtra Repeater
1 Instruction sheet

1 PS14 Power Supply

LNRP Xtra Installation

Figure 1 shows the general arrangement for connecting one or more LNRP Xtra units to configure a LocoNet based system for operation. Note that the LNRP Xtra units drive the power and Railsync signals on the “standard” LocoNet cable segments, so each LNRP Xtra should have a DC input of +14V to +18V at up to 250mA supplied on the side DC power jack.

Note that the shaded cable connections are made from the protected network side connections of the LNRP Xtra units to the components that are on the “protected” or high reliability part of the System. The other solid cable connections are the separate “standard” sub-LocoNets that the LNRP Xtra connects to the separate “protected” LocoNet.

If a wiring or signal problem occurs on any “standard” LocoNet section that the LNRP Xtra is connecting and monitoring, the LNRP Xtra will internally disconnect the faulty “standard” LocoNet segment so that the “protected” LocoNet can continue operating. If the fault is removed, the LNRP Xtra will automatically reconnect and resume operations on the “standard” LocoNet segment.

The system Command Station, at a minimum, should be connected to the protected LocoNet cabling. A PC connection may also be connected to the protected LocoNet or can be on a “standard” LocoNet. In particular Throttles and any other devices or wiring that may be connected during operation and cause LocoNet shorts or other problems should always be connected on a “standard” LocoNet.

At power ON the LNRP Xtra checks that the attached cables will allow proper data transmission before starting operations. If a fault is detected, the LNRP Xtra will flash the LED codes shown in **Table 1**, to allow the type of fault to be diagnosed and corrected.

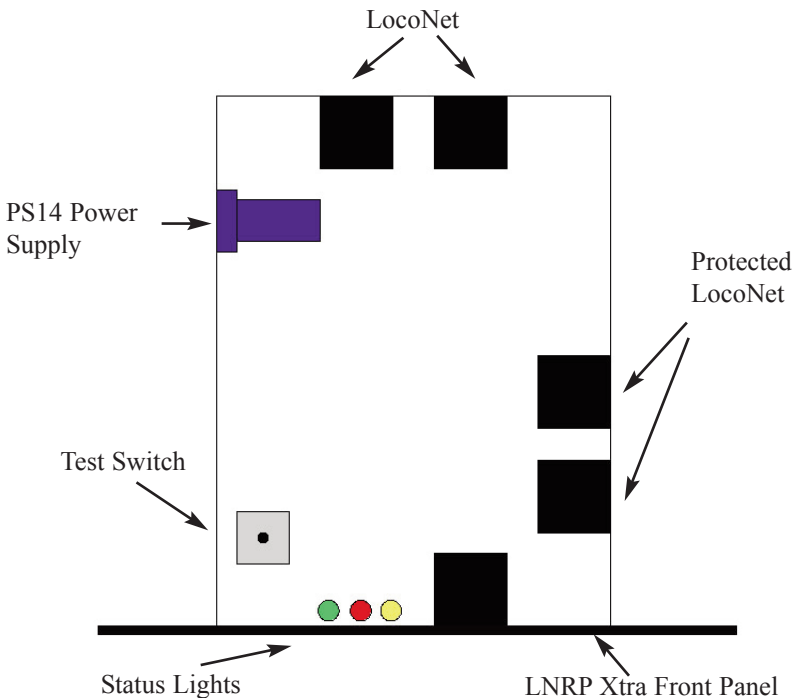
Digitrax, Inc. is not responsible for unintentional errors or omissions in this document.

Red LED (Protected LocoNet Side)	
Off	Protected LocoNet, Rail Sync OK
One Wink	Protected LocoNet Shorted or Stuck Low
Two Winks	No Rail Sync (Probably disconnected)
Three Winks	Large Capacitive Load on Protected LocoNet
Four Winks	Medium Capacitive Load on Protected LocoNet (16Kbaud only)
Yellow LED (Standard LocoNet Side)	
Off	LocoNet, Rail Sync OK
One Blink	LocoNet Shorted or Stuck Low
Two Blink	Rail Sync Shorted to ground or each other
Three Winks	Large Capacitive Load on LocoNet
Four Winks	Medium Capacitive Load on LocoNet (16Kbaud only)
Green LED (Power Status)	
Mostly On	DC Power Good, Rail Sync Active
Mostly Off	DC Power Good, Command Station is in Sleep Mode
Fast Blink	DC Power Out of Range (<12V or > 20V)

Table 1

A **Blink** is defined as a light that's mostly off, and then **on** momentarily

A **Wink** is defined as a light that's mostly on, and then **off** momentarily





LNRP Xtra LocoNet Repeater Module

Works with all LocoNet systems

Go Beyond DCC With **Digitrax** Complete Train Control

Main Station

Starter Sets
LocoNet®
Power Supplies

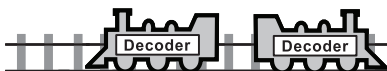


Your Digitrax LocoNet® Starter Set is just the beginning of an exciting trip! Pick the one that's right for you!



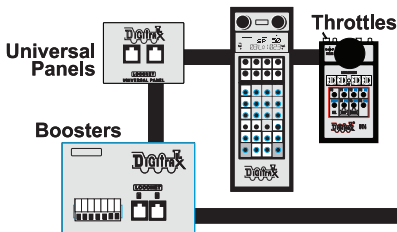
Locomotive Shops

Mobile Decoders
Function Decoders
SoundFX™ Decoders



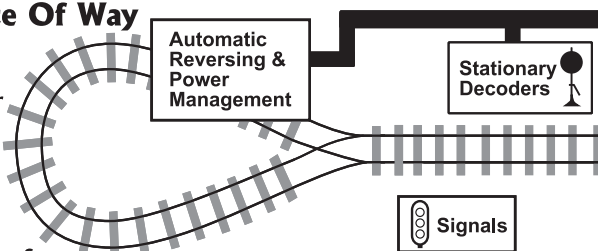
More Fun For Everyone

Add More Boosters, Advanced & Simple Throttles, Universal Panels, IR and/or Radio for more trains and operators.



Maintenance Of Way

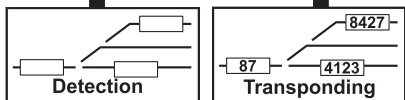
Make your layout more fun & simpler to operate!



Computer Controls

Computer Interface
Decoder Programmer
Sound Programmer

It All Adds Up To Complete Train Control



2443 Transmitter Road
Panama City, FL 32404

www.digitrax.com


SUPPORT: techsupport@digitrax.com

REPAIR: repair@digitrax.com

Made in U.S.A.



LNRP Xtra



6 25667 11009 3